

ELKO EP, s.r.o.
 Palackého 493
 769 01 Holešov, Vsetuly
 Czech Republic
 Tel.: +420 573 514 211
 e-mail: elko@elkoep.com
 www.elkoep.com

Made in Czech Republic



ZSR-30 ZNP-10

Analogue power supply - regulated (ZSR-30)
 Analogue power supply - nonregulated (ZNP-10)



Characteristics

Supply of various devices and appliances by safe voltage with full galvanic isolation from the main.

Analogue power supply (regulated) **ZSR-30**

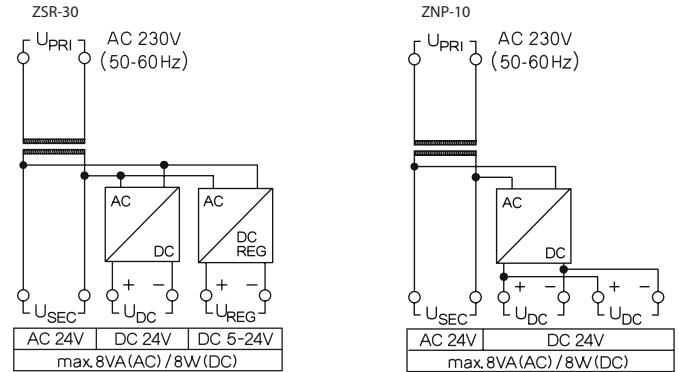
- Output voltage:
 DC 5-24 V, stabilized
 DC 24 V, nonstabilized
 AC 24 V
- In case of a complete short circuit, the output current is limited by an electronic fuse.

Analogue power supply (nonregulated) **ZNP-10-24V**

- Output voltage:
 DC 24 V, nonstabilized
 AC 24 V

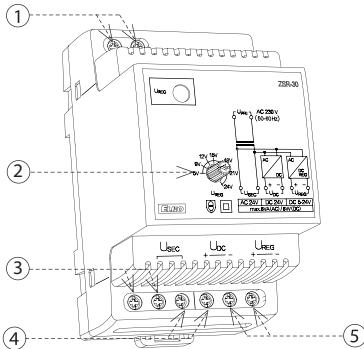
Protection against short circuit and overload by a dissolving fuse.

Connection



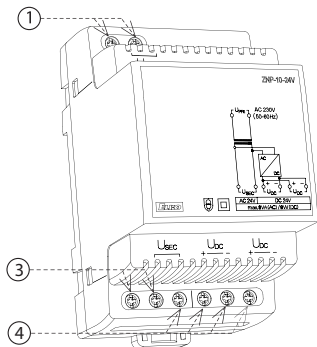
Description

ZSR-30

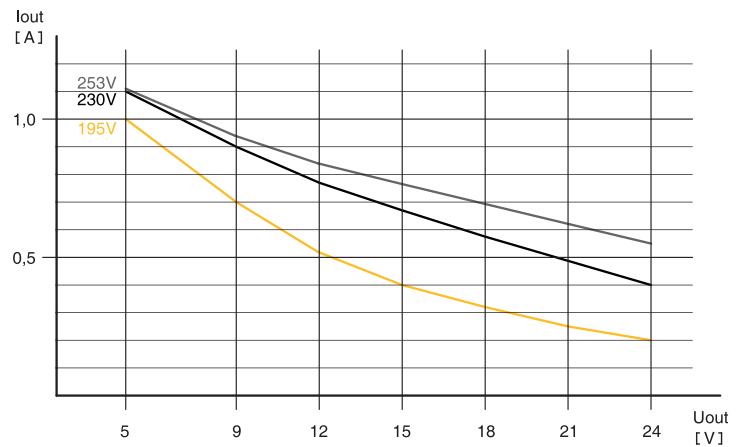


1. Supply voltage terminals
2. Output voltage setting U_{REG}
3. AC output voltage
4. DC output voltage (nonstabilized)
5. DC output voltage (regulated, stabilized)

ZNP-10



Loadability U_{REG}



ZSR-30 ZNP-10-24V

Supply (U_{PRI})	
Supply voltage:	AC 230 V (50-60 Hz)
Consumption – unloaded (max.):	8 VA/2.6 W 9 VA/2 W
Consumption – loaded (max.):	16 VA/13 W
Protection:	dissolving fuse, T100 mA
Supply voltage tolerance:	-15 %; +10 %

Output (U_{SEC} U_{DC} U_{REG})	
Output voltage:	DC 5-24 V stab. DC 24 V nonstab. AC 24 V DC 24 V nonstab. AC 24 V
Voltage – unloaded AC (max.):	32 V
Voltage – unloaded DC (max.):	43 V
Output voltage ripple (max.):	300 mV 3 V
Efficiency:	75 % x
Output voltage tolerance:	±5 % x
Electronic fuse:	against short circuit & current overload x

Other information

Operating temperature:	-20 .. +40 °C (-4 °F .. 104 °F)
Storage temperature:	-20 .. +60 °C (-4 °F .. 140 °F)
Dielectric strength:	4 kV AC (supply – output)
Protection degree:	IP40 front panel / IP20 terminals
Cross-wire section – solid/ stranded with ferrule (mm ²):	max. 1× 2.5, 2× 1.5/ max. 1× 2.5 (AWG 14)
Dimensions:	90 × 52 × 65 mm (3.5" × 2" × 2.6")
Weight:	402 g (14.2 oz) 368 g (13 oz)
Standards:	EN 61204-1, EN 61204-3, EN 61204-7

! WARNING !

Loadability of the ZSR-30 power supply differs for different values of the supply voltage, see graph of loadability U_{REG} .

This device is constructed for connection in 1-phase network AC 230 V and must be installed according to norms valid in the state of an application. Installation, connection, setting and servicing must be carried out by qualified electrician staff only, which have perfectly understood the instructions and functions of the device.

This device contains protection against overvoltage peaks and disturbing impulses in the power supply network. For the correct function of the protection of this device, there must be suitable protections of higher degrees (A,B,C) installed in front of them and according to the standards, interference of switching devices must be securely eliminated (contactors, motors, inductive loads, etc.). Before installation, make sure that the device is de-energized and the main switch is in the "OFF" position. Don't install the device to sources of excessive electromagnetic interference. Ensure correct installation by perfect air circulation so that during continuous operation and a higher ambient temperature, the device does not exceed the maximum allowed operating temperature. For installation and setting use a screwdriver with a width of approx 2 mm. Keep in mind that this is a fully electronic device and approach accordingly with the installation. Non-problematic function of the device is also dependent on the previous method of transportation, storage, and handling. In case of any signs of damage, deformation, malfunction, or missing parts, don't install this device and claim it at the dealer. The product must be treated as electronic waste at the end of its life.